



Co-funded by  
the European Union



# Training Manual for Youth **ENTREPRENEURSHIP**

EmpowerInclusive Project



# ENTREPRENEURSHIP

Training Manual for

# YOUTH



Co-funded by  
the European Union

# ENTREPRENEURSHIP

Training Manual for

# YOUTH



Co-funded by  
the European Union

**Training  
Manual for  
Youth**

# **ENTRE PRENE URSHIP**



**Co-funded by  
the European Union**

# Table of Contents

1. Introduction
2. Definition of Entrepreneurs and Entrepreneurship
  - 2.1 Addressing Social Challenges with Business Solutions
  - 2.2 Key Aspects of Entrepreneurship
3. Proposed Training Modules
  - 3.1 Identifying/Creating Demand or Adapting to Existing Needs
  - 3.2 Developing a Grand Vision or Embracing a Pre-Existing Vision
  - 3.3 Business Planning and Modeling
  - 3.4 Strategizing and Converting Ideas into Concrete Plans
  - 3.5 Implementation and Follow-Up
  - 3.6 Scaling (Horizontal or Vertical)
4. Best Practices and Case Studies from Europe
  - 4.1 Social Entrepreneurship in Germany
  - 4.2 Innovative Ventures in the Netherlands
  - 4.3 Success Stories from Portugal
  - 4.4 Entrepreneurial Lessons from Latvia
  - 4.5 Inspiring Initiatives in Turkey
5. Conclusion
  
- I. Appendix
- II. Extended Training Modules
  - II.1 Advanced Market Research Techniques
  - II.2 Innovation and Product Development
  - II.3 Financial Management and Fundraising
  - II.4 Leadership and Team Building
- III. Extended References and Resources

# 1. Introduction

Welcome to the "Training Manual for Youth Entrepreneurship," a comprehensive guide designed to empower young people, to navigate the dynamic world of entrepreneurship. This manual is part of the Erasmus+ project and aims to provide you with the knowledge, skills, and inspiration necessary to start and grow successful businesses. Whether you are driven by a desire to solve social problems, create innovative products, or establish a sustainable enterprise, this manual will serve as your roadmap.

Entrepreneurship is not merely about making money; it's about creating value, making a positive impact on society, and fulfilling personal aspirations. Throughout this manual, you will learn about the fundamental principles of entrepreneurship, delve into practical training modules, and gain insights from successful case studies across Europe. By the end, you should feel equipped and motivated to embark on your entrepreneurial journey with confidence and purpose.

Entrepreneurship offers a unique opportunity for individuals to leverage their creativity and innovation to solve problems and create value. For young people entrepreneurship can be a powerful tool for personal and professional growth. This manual aims to demystify the entrepreneurial process and provide practical guidance on how to turn ideas into reality.



**Co-funded by  
the European Union**

Funded by the European Union. Views and opinions expressed are however those of the author(s) only and do not necessarily reflect those of the European Union or the European Education and Culture Executive Agency (EACEA). Neither the European Union nor EACEA can be held responsible for them.



## **2. Definition of Entrepreneurs and Entrepreneurship**

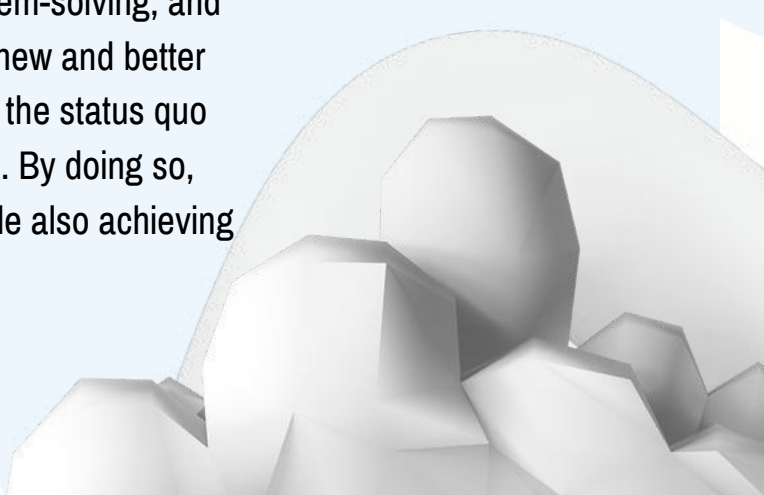
Entrepreneurship is a multifaceted concept that goes beyond the conventional notion of starting a business. It involves identifying problems, envisioning solutions, and creating value in ways that benefit both the entrepreneur and society at large. Entrepreneurs are catalysts for change, driving innovation, economic growth, and social progress. They are individuals who possess a unique combination of vision, creativity, and resilience, enabling them to turn ideas into reality.

### **2.1 Addressing Social Challenges with Business Solutions**

One of the critical aspects of entrepreneurship is its ability to address social challenges through business solutions. Social entrepreneurs, in particular, focus on creating social and environmental impact while also achieving financial sustainability. They leverage entrepreneurial principles to develop solutions that tackle issues such as poverty, inequality, education, healthcare, and environmental sustainability.

For example, an entrepreneur might identify the issue of plastic waste in the environment and develop a business that produces biodegradable packaging materials. This business not only generates revenue but also contributes to environmental conservation. Similarly, an entrepreneur might create an educational platform that provides affordable and accessible learning resources to underserved communities, thereby addressing educational disparities.

Entrepreneurship's capacity to address social challenges is rooted in its core principles of innovation, problem-solving, and value creation. Entrepreneurs constantly seek new and better ways to meet societal needs, often challenging the status quo and pushing the boundaries of what is possible. By doing so, they contribute to the betterment of society while also achieving personal and professional fulfillment.



The impact of social entrepreneurship can be seen in numerous successful ventures around the world. For instance, Grameen Bank in Bangladesh, founded by Muhammad Yunus, provides microloans to the poor, enabling them to start small businesses and lift themselves out of poverty. Another example is TOMS Shoes, a company that donates a pair of shoes to a child in need for every pair sold, addressing both economic and health issues in developing countries.

## 2.2 Key Aspects of Entrepreneurship

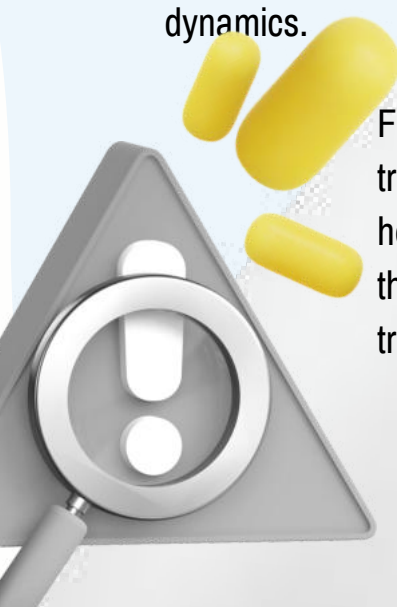
To understand entrepreneurship fully, it is essential to explore its key aspects, which include problem recognition and solution, creativity, vision/visualization, strategy, structure, execution, and scaling. These elements form the foundation of entrepreneurial success and guide the journey from idea to impact.

### Problem Recognition and Solution:

---

The entrepreneurial journey begins with recognizing a problem or an unmet need in the market. Entrepreneurs are adept at identifying gaps and envisioning innovative solutions that address these issues. This process involves keen observation, critical thinking, and a deep understanding of the target audience. Effective problem recognition requires thorough market research, customer feedback, and an awareness of industry trends.

Once a problem is identified, the next step is to develop a viable solution. This involves brainstorming, prototyping, testing, and refining the product or service. Entrepreneurs must ensure that their solution is not only innovative but also practical, scalable, and sustainable. Successful problem-solving requires a balance of creativity and analytical thinking, as well as a willingness to iterate and improve based on feedback and market dynamics.



For instance, the founders of Airbnb identified a problem faced by travelers who were looking for affordable accommodation and homeowners who had extra space. By connecting these two groups through an online platform, they created a solution that transformed the travel industry.

## **Creativity:**

---

Creativity is the driving force behind entrepreneurship. It enables entrepreneurs to think outside the box, challenge conventional wisdom, and develop unique solutions to complex problems. Creativity involves exploring new ideas, experimenting with different approaches, and embracing failure as a learning opportunity. It is the ability to see possibilities where others see obstacles and to transform abstract concepts into tangible outcomes.

Entrepreneurs harness their creativity to differentiate their offerings, create compelling value propositions, and build strong brand identities. Creative thinking also plays a crucial role in marketing, product development, and problem-solving, allowing entrepreneurs to stay ahead of the competition and respond to changing market demands.

Consider the example of Elon Musk, whose creative vision has led to groundbreaking companies like Tesla and SpaceX. By thinking creatively about transportation and space exploration, Musk has revolutionized these industries and set new standards for innovation.


## **Vision/Visualization:**

---

A clear and compelling vision is essential for entrepreneurial success. Vision refers to the entrepreneur's long-term aspirations and the impact they aim to achieve through their business. It is the driving force that motivates and inspires the entrepreneur and their team to work towards a common goal.

Visualization involves imagining the future state of the business and the steps needed to get there. It requires the ability to see beyond immediate challenges and focus on the bigger picture. Successful entrepreneurs can articulate their vision clearly and communicate it effectively to stakeholders, including investors, employees, customers, and partners. A strong vision provides direction, fosters alignment, and guides decision-making.

For example, Steve Jobs had a vision of creating beautifully designed, user-friendly technology that would change the way people interact with digital devices. This vision drove the development of iconic products like the iPhone and iPad, which have had a profound impact on the tech industry and consumer behavior.



## **Strategy:**

---

Strategy is the roadmap that outlines the steps needed to achieve the entrepreneurial vision. It involves setting clear goals, defining key milestones, and identifying the resources required to execute the plan. Strategic planning requires a thorough understanding of the market, competitive landscape, and internal capabilities.

Entrepreneurs must develop strategies for various aspects of their business, including product development, marketing, sales, operations, and finance. Effective strategy involves prioritizing tasks, managing risks, and adapting to changing circumstances. It also requires continuous monitoring and evaluation to ensure that the business stays on track and can pivot when necessary.

For instance, a startup might develop a go-to-market strategy that outlines how they will introduce their product to the market, attract customers, and achieve sales targets. This strategy would include detailed plans for marketing campaigns, sales processes, and customer support.

## **Structure:**

---

Structure refers to the organization of resources, processes, and teams to execute the business plan effectively. It involves creating an organizational framework, defining roles and responsibilities, and establishing efficient communication channels. A well-structured organization ensures that resources are allocated optimally, tasks are completed efficiently, and goals are achieved.

Entrepreneurs must also develop systems and processes to manage day-to-day operations, track performance, and ensure compliance with legal and regulatory requirements. A strong organizational structure supports scalability and allows the business to grow sustainably.

For example, a company might implement project management tools to streamline workflows, track progress, and improve collaboration among team members. By establishing clear processes and accountability, they can enhance productivity and achieve their business objectives more efficiently.

## **Execution:**

---

Execution is the process of implementing the business plan and turning strategies into actionable steps. It involves managing operations, coordinating teams, and ensuring that the business moves towards its goals. Effective execution requires strong leadership, project management skills, and the ability to make informed decisions under pressure.

Entrepreneurs must also focus on quality control, customer satisfaction, and continuous improvement. By monitoring progress, gathering feedback, and making necessary adjustments, they can ensure that the business remains competitive and responsive to market needs.

For instance, a restaurant owner might execute their business plan by hiring staff, sourcing ingredients, and launching marketing campaigns. They would need to manage daily operations, ensure high-quality service, and continuously seek ways to improve the dining experience for customers.

## **Scaling:**

---

Scaling is the process of growing the business to increase its impact and profitability. This can be achieved through horizontal scaling (expanding into new markets or product lines) or vertical scaling (enhancing existing operations to improve efficiency and output). Scaling requires careful planning, resource management, and the ability to adapt to new challenges.

Successful scaling involves identifying growth opportunities, developing scalable business models, and building a strong foundation to support expansion. Entrepreneurs must also consider the potential risks and challenges associated with scaling, such as maintaining quality, managing increased demand, and ensuring financial stability.

For example, a tech startup might scale horizontally by expanding their product offerings to cater to new customer segments, or vertically by optimizing their existing technology infrastructure to handle higher user volumes. Scaling effectively allows businesses to maximize their impact and achieve long-term success.

## 3. Proposed Training Modules

To equip young entrepreneurs with the necessary skills and knowledge, this manual proposes a series of training modules that cover the critical aspects of entrepreneurship. These modules provide a structured approach to learning, from identifying market needs to scaling the business. Each module includes practical exercises, real-world examples, and actionable insights to help you apply the concepts to your entrepreneurial journey.

### 3.1 Identifying/Creating Demand or Adapting to Existing Needs

Understanding market needs is the first step in entrepreneurship. This module focuses on market research techniques, customer feedback methods, and tools for identifying gaps in the market. Entrepreneurs must learn how to gather and analyze data to understand consumer behavior, preferences, and trends. By identifying unmet needs or creating demand for new products, entrepreneurs can position their businesses for success.

Topics covered in this module include:

- **Market Research Methods:** Surveys, interviews, focus groups, and data analysis.
- **Understanding Customer Behavior:** Analyzing purchasing patterns, preferences, and pain points.
- **Identifying Market Gaps:** Using SWOT analysis, competitive analysis, and industry trends.
- **Creating Demand:** Strategies for educating the market about new products or services.

Market research is a critical skill for entrepreneurs, as it helps them to understand their target audience and tailor their offerings accordingly. By effectively identifying and responding to market needs, entrepreneurs can create products and services that truly resonate with their customers, leading to higher satisfaction and loyalty.

## Practical Exercise: Conducting Market Research

---

Objective: Equip trainees with the skills to conduct effective market research to identify customer needs and market gaps.

### Materials Needed:

- Survey tools (e.g., SurveyMonkey or Google Forms) [SurveyMonkey: [www.surveymonkey.com](http://www.surveymonkey.com), Google Forms: [www.google.com/forms](http://www.google.com/forms)]
- Interview guides [Market Research Society (MRS): [www.mrs.org.uk](http://www.mrs.org.uk), Harvard Business Review: Market Research Articles [www.hbr.org](http://www.hbr.org)]
- SWOT analysis templates [Canva SWOT Analysis Maker: [www.canva.com](http://www.canva.com)]
- Competitive analysis templates [Smartsheet: [www.smartsheet.com](http://www.smartsheet.com)]
- Flip charts and markers
- Projector and screen (for presentations)

Method: World Café Model

Duration: 3 hours

### Steps:

1. Introduction (15 minutes): Trainer explains the importance of market research and provides an overview of the tools and techniques.
2. Group Formation (15 minutes): Divide participants into small groups (4-5 members each).
3. Station Rotations (90 minutes): Set up stations for different research methods (surveys, interviews, SWOT analysis, competitive analysis). Each group rotates through the stations every 20 minutes, discussing and practicing each method.
4. Data Collection Exercise (30 minutes): Groups conduct a mock survey or interview with fellow participants, using the tools provided.
5. Analysis and Discussion (30 minutes): Groups analyze their collected data using SWOT and competitive analysis templates.
6. Presentation (30 minutes): Each group presents their findings and insights to the entire class.
7. Feedback and Q&A (30 minutes): Trainer provides feedback on the presentations and facilitates a Q&A session.

## 3.2 Developing a Grand Vision or Embracing a Pre-Existing Vision

A compelling vision is essential for entrepreneurial success. This module teaches you how to create a grand vision for your business or align with an existing vision to drive your venture forward. A strong vision provides direction, motivates stakeholders, and guides decision-making.

Topics covered in this module include:

- **Crafting a Vision Statement:** Defining the long-term goals and aspirations of your business.
- **Aligning with Existing Visions:** Integrating your vision with those of partners, investors, or mentors.
- **Communicating the Vision:** Effectively sharing your vision with employees, customers, and stakeholders.
- **Visionary Leadership:** Inspiring and motivating others to work towards the common vision.



# VISION

## Practical Exercise: Crafting a Vision Statement

---

**Objective:** Help trainees develop a clear and compelling vision statement for their business.

### Materials Needed:

- Vision statement templates [Miro Vision Board: [www.miro.com](http://www.miro.com), Template Lab Vision Statements: [www.template lab.com](http://www.template lab.com)]
- Examples of vision statements [Bplans: [www.bplans.com](http://www.bplans.com)]
- Flip charts and markers
- Sticky notes
- Projector and screen (for presentations)

**Method:** Group Discussion and Individual Exercise

**Duration:** 2 hours

### Steps:

- **Introduction (15 minutes):** Trainer explains the importance of a vision statement and shares examples from successful companies.
- **Group Brainstorming (30 minutes):** Participants form small groups to brainstorm ideas for their vision statements, using flip charts and markers to note down ideas.
- **Individual Exercise (30 minutes):** Each participant drafts their vision statement using the template provided.
- **Peer Review (30 minutes):** Participants pair up to review each other's vision statements and provide constructive feedback using sticky notes.
- **Presentation and Discussion (30 minutes):** Volunteers present their vision statements to the class, followed by a group discussion led by the trainer.

### 3.3 Business Planning and Modeling

A robust business plan is essential for success. This module covers how to develop a comprehensive business plan, including defining your value proposition, identifying your target market, and outlining your revenue model. A well-crafted business plan serves as a roadmap for your entrepreneurial journey and helps secure funding from investors.

Topics covered in this module include:

- **Business Plan Components:** Executive summary, company description, market analysis, organization and management, product line or services, marketing and sales strategy, funding request, financial projections, and appendix.
- **Value Proposition:** Clearly articulating the unique benefits and value your business offers to customers.
- **Market Analysis:** Assessing the industry landscape, market size, and competitive environment.
- **Revenue Model:** Identifying how your business will generate income and achieve profitability.



## Practical Exercise: Developing a Business Plan

---

Objective: Guide trainees through the process of creating a comprehensive business plan.

### Materials Needed:

- Business plan templates [SCORE Business Plan Templates: [www.score.org](http://www.score.org), Bplans Business Plan Template: [www.bplans.com](http://www.bplans.com)]
- Market analysis tools [Statista: [www.statista.com](http://www.statista.com), IBISWorld: [www.ibisworld.com](http://www.ibisworld.com)]
- Financial projection software (e.g., Excel) [Excel Templates from Microsoft: [www.templates.office.com](http://www.templates.office.com)]
- Flip charts and markers
- Projector and screen (for presentations)

Method: Workshop

Duration: 4 hours

### Steps:

1. Introduction (15 minutes): Trainer introduces the components of a business plan and the importance of each section.
2. Group Activity (45 minutes): Participants form groups to discuss and outline their business ideas, focusing on the value proposition and market analysis.
3. Template Exercise (60 minutes): Each participant uses the business plan template to start drafting their business plan, with guidance from the trainer.
4. Financial Projections (45 minutes): Trainer demonstrates how to create financial projections using software, followed by individual practice.
5. Peer Review (30 minutes): Participants exchange drafts with peers for review and feedback.
6. Presentation (45 minutes): Selected participants present their business plans to the class.
7. Q&A and Feedback (30 minutes): Trainer provides feedback and answers questions.

### 3.4 Strategizing and Converting Ideas into Concrete Plan

Ideas are just the beginning. This section teaches you how to turn your ideas into actionable plans, including setting goals, creating timelines, and allocating resources. Effective strategizing involves prioritizing tasks, managing risks, and adapting to changing circumstances.

Topics covered in this module include:

- Goal Setting: Defining SMART (Specific, Measurable, Achievable, Relevant, Time-bound) goals.
- Action Planning: Breaking down goals into actionable steps and assigning responsibilities.
- Resource Allocation: Identifying and securing the resources needed to execute your plans.
- Risk Management: Identifying potential risks and developing mitigation strategies.



## Practical Exercise: Creating an Action Plan

---

Objective: Equip trainees with the skills to create detailed action plans for their business ideas.

### Materials Needed:

- Action plan templates [Smartsheet Action Plan Template: [www.smartsheet.com](http://www.smartsheet.com), Asana Project Planning: [www.asana.com](http://www.asana.com)]
- Goal-setting worksheets [MindTools SMART Goals Worksheet: [www.mindtools.com](http://www.mindtools.com)]
- Risk management templates [ProjectManager.com Risk Management Plan: [www.projectmanager.com](http://www.projectmanager.com)]
- Flip charts and markers
- Projector and screen (for presentations)

Method: Individual Exercise and Group Discussion

Duration: 3 hours

### Steps:

- Introduction (15 minutes): Trainer explains the importance of action planning and goal setting.
- Goal Setting Exercise (30 minutes): Participants use goal-setting worksheets to define SMART goals for their business.
- Action Plan Development (45 minutes): Each participant creates an action plan using the provided template, detailing steps, responsibilities, and timelines.
- Risk Management (30 minutes): Trainer guides participants through identifying potential risks and developing mitigation strategies, using risk management templates.
- Group Discussion (30 minutes): Participants form groups to discuss their action plans and provide feedback to each other.
- Presentation (30 minutes): Selected participants present their action plans to the class.
- Q&A and Feedback (30 minutes): Trainer provides feedback and facilitates a Q&A session.

### 3.5 Implementation and Follow-Up

Execution is key. Learn the skills needed to implement your plans, monitor progress, and make adjustments as needed. This includes project management techniques, performance tracking tools, and continuous improvement practices.

Topics covered in this module include:

- **Project Management:** Planning, executing, and closing projects effectively.
- **Performance Tracking:** Using key performance indicators (KPIs) to measure progress and success.
- **Feedback Loops:** Gathering feedback from customers, employees, and stakeholders to improve operations.
- **Continuous Improvement:** Implementing processes for ongoing learning and development.



## Practical Exercise: Implementing a Project Plan

---

Objective: Provide trainees with hands-on experience in implementing and managing a project plan.

### Materials Needed:

- Project management software (e.g., Trello, Asana) [Trello: [www.trello.com](http://www.trello.com), Asana: [www.asana.com](http://www.asana.com)]
- KPI tracking templates [Klipfolio KPI Dashboard: [www.klipfolio.com](http://www.klipfolio.com)]
- Feedback forms [Typeform: [www.typeform.com](http://www.typeform.com)]
- Flip charts and markers
- Projector and screen (for presentations)

Method: Simulation and Workshop

Duration: 4 hours

### Steps:

1. Introduction (15 minutes): Trainer introduces project management concepts and tools.
2. Simulation Setup (30 minutes): Participants are divided into project teams and given a hypothetical project scenario.
3. Planning Phase (45 minutes): Teams use project management software to plan their project, setting tasks, deadlines, and assigning roles.
4. Implementation Phase (45 minutes): Teams simulate the execution of their project, tracking progress and managing tasks in real-time.
5. Performance Tracking (30 minutes): Trainer demonstrates how to use KPIs to monitor project performance, followed by team practice.
6. Feedback and Improvement (45 minutes): Teams gather feedback using forms and identify areas for improvement.
7. Presentation (45 minutes): Teams
8. Q&A and Feedback (30 minutes): Trainer provides feedback and answers questions.

## 3.6 Scaling (Horizontal or Vertical)

Scaling your business can lead to greater impact and profitability. This module explores strategies for scaling, whether by expanding your current operations (vertical scaling) or diversifying into new areas (horizontal scaling). Scaling requires careful planning, resource management, and the ability to adapt to new challenges.

Topics covered in this module include:

- Vertical Scaling: Enhancing existing operations to improve efficiency and output.
- Horizontal Scaling: Expanding into new markets, product lines, or services.
- Scaling Strategies: Identifying growth opportunities and developing plans to capitalize on them.
- Managing Growth: Ensuring that your business can sustain growth without compromising quality or customer satisfaction.



SCALE

## Practical Exercise: Developing a Scaling Strategy

---

**Objective:** Guide trainees through the process of developing a comprehensive scaling strategy for their business.

### Materials Needed:

- Scaling strategy templates [SCORE Growth Strategy Templates: [www.score.org](http://www.score.org)]
- Market analysis tools [Statista: [www.statista.com](http://www.statista.com)]
- Financial projection software (e.g., Excel) [Excel Templates from Microsoft: [www.templates.office.com](http://www.templates.office.com)]
- Flip charts and markers
- Projector and screen (for presentations)

**Method:** Workshop and Case Study Analysis

**Duration:** 4 hours

### Steps:

1. Introduction (15 minutes): Trainer introduces the concepts of horizontal and vertical scaling.
2. Case Study Analysis (45 minutes): Participants analyze case studies of businesses that successfully scaled, discussing strategies and outcomes.
3. Group Activity (60 minutes): Participants form groups to brainstorm potential scaling opportunities for their businesses.
4. Scaling Plan Development (60 minutes): Each participant uses the scaling strategy template to develop a detailed plan, with guidance from the trainer.
5. Financial Projections (45 minutes): Trainer demonstrates how to create financial projections for scaling, followed by individual practice.
6. Presentation (45 minutes): Selected participants present their scaling strategies to the class.
7. Q&A and Feedback (30 minutes): Trainer provides feedback and facilitates a Q&A session.

## **4. Best Practices and Case Studies from Europe**

To provide practical insights and inspiration, this section presents best practices and case studies from successful social entrepreneurs across Europe. These examples highlight innovative solutions, sustainable practices, and impactful initiatives that have addressed various social challenges.

### **4.1 Social Entrepreneurship in Germany**

Germany has a robust ecosystem for social entrepreneurship, with numerous initiatives addressing social inclusion, environmental sustainability, and community development. One notable example is the "Social Impact Lab" in Berlin, which provides support and resources for social entrepreneurs.

This case study highlights the importance of community engagement and sustainable practices in driving social change.

Key takeaways include:

- **Role of Incubators and Accelerators:** Support from organizations like Social Impact Lab can significantly enhance the success of social enterprises.
- **Measuring Social Impact:** Developing metrics to assess the social and environmental impact of entrepreneurial activities.
- **Sustainable Practices:** Implementing eco-friendly practices that contribute to long-term sustainability.

## Case Study: Social Impact Lab Berlin

---

Overview: An incubator for social entrepreneurs providing resources and support. The Social Impact Lab Berlin offers a comprehensive support system for social entrepreneurs, including mentoring, co-working spaces, and access to a network of investors. One successful project is "Discovering Hands," which trains visually impaired women to use their heightened sense of touch for early breast cancer detection. This initiative not only creates employment opportunities for visually impaired individuals but also addresses a critical health issue.

Website: [\[socialimpact.eu\]\(https://socialimpact.eu/\)](https://socialimpact.eu/)

## 4.2 Innovative Ventures in the Netherlands

The Netherlands is known for its innovative approach to entrepreneurship, particularly in the tech and sustainability sectors. The "Startup Delta" initiative, for example, has created a thriving ecosystem for tech startups. This case study explores how Dutch entrepreneurs leverage innovation and creativity to solve complex problems and create sustainable businesses.

Key takeaways include:

- **Supportive Ecosystem:** The importance of a collaborative environment that fosters innovation.
- **Tech Startups:** Examples of technology-driven businesses that have achieved significant growth and impact.
- **Sustainability:** Integrating sustainable practices into business models to address environmental challenges.

## Case Study: Startup Delta

---

Overview: A platform supporting tech startups in the Netherlands.

Startup Delta, a government-backed initiative, supports tech startups by providing access to resources, networks, and funding. One notable success is "Fairphone," a company that produces ethically sourced and environmentally friendly smartphones. Fairphone has gained international recognition for its commitment to transparency and sustainability in the electronics industry.

Website: [\[startupdelta.org\]\(https://startupdelta.org/\)](https://startupdelta.org/)

## 4.3 Success Stories from Portugal

Portugal has a growing startup scene, with a strong focus on digital transformation and social impact. The "Web Summit" in Lisbon, one of the largest tech conferences in the world, showcases the country's commitment to innovation. This case study highlights how Portuguese entrepreneurs are using technology to drive social change and create new economic opportunities.

Key takeaways include:

- **Role of Technology:**Leveraging digital tools to enhance business operations and reach.
- **Social Impact:**Developing businesses that address social issues and improve community well-being.
- **Global Networks:**Utilizing international events like Web Summit to connect with global investors and partners.

### Case Study: Web Summit Lisbon

---

**Overview:** One of the world's largest tech conferences, showcasing innovation and entrepreneurship.

Web Summit has become a key platform for Portuguese startups to showcase their innovations to a global audience. One such startup is "Unbabel," which combines artificial intelligence with human translation to provide multilingual communication solutions. Unbabel has attracted significant investment and expanded its services worldwide, demonstrating the potential of technology to bridge language barriers.

**Website:** [\[websummit.com\]\(https://websummit.com/\)](https://websummit.com/)

## 4.4 Entrepreneurial Lessons from Latvia

Latvia's entrepreneurial landscape is characterized by resilience and adaptability. Entrepreneurs in Latvia have successfully navigated economic challenges to build thriving businesses. This case study explores the entrepreneurial mindset in Latvia and highlights examples of successful ventures in various sectors.

Key takeaways include:

- **Resilience and Adaptability:** The ability to overcome economic challenges and remain flexible in the face of adversity.
- **Local and International Partnerships:** Building strong networks to support business growth and sustainability.
- **Diverse Sectors:** Success stories from different industries, including technology, agriculture, and manufacturing.

### **Case Study: Latvian Startup Association**

---

**Overview:** A network supporting early-stage startups in Latvia through mentorship and investment.

Printify, a print-on-demand service founded in Latvia, exemplifies the country's entrepreneurial spirit. The company connects e-commerce businesses with print providers worldwide, enabling them to create custom products without holding inventory. Printify has grown rapidly, partnering with major e-commerce platforms and expanding its global reach.

*Website: [startin.lv](https://startin.lv/)*

## **4.5 Inspiring Initiatives in Turkey**

Turkey offers a unique perspective on entrepreneurship, blending traditional business practices with modern innovations. The country has a vibrant startup ecosystem, particularly in Istanbul, which is often considered the hub of Turkish entrepreneurship. One notable example is the "Istanbul Startup Angels," a network that supports early-stage startups through mentorship and investment.

Key takeaways include:

- **Cultural Heritage:** Leveraging traditional business practices and cultural values to create unique business models.
- **Modern Innovations:** Adopting new technologies and innovative approaches to enhance business operations.
- **Navigating the Business Landscape:** Understanding regulatory and cultural considerations specific to the Turkish market.

## Case Study: Istanbul Startup Angels

---

Overview: A successful taxi-hailing app revolutionizing urban transportation in Istanbul. Istanbul Startup Angels is a prominent network that supports early-stage startups in Turkey. By providing mentorship, investment, and networking opportunities, they help entrepreneurs turn their innovative ideas into successful businesses. One of their notable success stories is "BiTaksi," a taxi-hailing app that has revolutionized urban transportation in Istanbul. This case study illustrates how leveraging local knowledge and adapting global business models can lead to success.

Website: [\[bitaksi.com\]\(https://bitaksi.com/\)](https://bitaksi.com/)

## 5. Conclusion

Entrepreneurship is a dynamic and rewarding journey filled with challenges, opportunities, and continuous learning that requires creativity, resilience, and a strategic approach. This manual has provided you with a comprehensive guide to the key aspects of entrepreneurship, from identifying market needs to scaling your business. The practical tools help you navigate the entrepreneurial landscape successfully. By applying the concepts and strategies outlined here, you can turn your ideas into reality, build sustainable businesses, and create positive social and economic impact. By learning from successful case studies and best practices across Europe, you can gain valuable insights and inspiration for your own entrepreneurial endeavors.

As you embark on your entrepreneurial journey, do not forget the importance of continuous learning and adaptation. The business environment is constantly evolving, and staying informed about industry trends, technological advancements, and market shifts is crucial for long-term success. Additionally, seek out mentorship and networking opportunities to build valuable connections and gain insights from experienced entrepreneurs. Entrepreneurship is not a solitary endeavor. Surround yourself with advisors and a supportive network that can provide guidance, encouragement, and valuable insights.

Remember, your unique background and experiences are your strengths. Embrace your heritage and use it to your advantage as you navigate the entrepreneurial landscape. Whether you are developing a new product, launching a social enterprise, or scaling an existing business, the skills and knowledge you have gained from this manual will serve as a solid foundation for your success.

Keep in mind that failure is a natural part of the entrepreneurial process. Many successful entrepreneurs have faced setbacks and challenges along the way, but their resilience and determination allowed them to persevere and achieve their goals. Embrace failure as a learning opportunity and use it to refine your strategies and improve your business.

As you begin your journey as an entrepreneur, keep the following key takeaways in mind:  
Be Visionary: Have a clear vision of what you want to achieve and communicate it effectively to inspire others.

- Stay Resilient: Embrace challenges and setbacks as opportunities for growth and learning.
- Innovate Continuously: Foster a culture of innovation and stay adaptable to changing market conditions.
- Build Strong Relationships: Cultivate strong relationships with customers, partners, and stakeholders.
- Create Impact: Focus on creating value and making a positive impact on society.

Finally, stay true to your values and vision. Entrepreneurship is not just about making money; it's about creating a positive impact on society and making a difference in people's lives. By staying focused on your mission and maintaining a strong sense of purpose, you can build a business that is not only successful but also meaningful and fulfilling.

We wish you the best of luck and great success in your entrepreneurial endeavors. Keep striving for excellence, stay true to your vision, and never stop innovating. May your journey be filled with exciting opportunities, meaningful achievements, and lasting impact.



# I. Appendix

For further reading and resources, consider the following:

These resources offer valuable insights and practical advice from successful entrepreneurs and industry experts. They can help you stay informed, inspired, and equipped with the latest knowledge and trends in the world of entrepreneurship.

## **Books:**

- "The Lean Startup" by Eric Ries
- "Zero to One" by Peter Thiel
- "Business Model Generation" by Alexander Osterwalder

## **Online Courses:**

- Coursera: Entrepreneurship Specializations
- edX: Entrepreneurship and Innovation Programs
- Udemy: Startup and Business Development Courses

## **Podcasts:**

- "How I Built This" by NPR
- "The Tim Ferriss Show"
- "StartUp Podcast" by Gimlet

This concludes the "Training Manual for Youth Entrepreneurship." We hope that this guide has provided you with the essential tools and inspiration needed to embark on your entrepreneurial journey.

To further enhance your entrepreneurial skills, we have added additional training modules that delve deeper into specific areas of entrepreneurship. These modules provide advanced knowledge and techniques that can help you refine your strategies and achieve greater success.

# II. Extended Training Modules

## II.1 Advanced Market Research Techniques

Building on the foundational market research skills, this module explores advanced techniques for gathering and analyzing data. Understanding your market at a deeper level can provide valuable insights that drive strategic decision-making and competitive advantage.

Topics covered in this module include:

- **Advanced Data Analytics:** Utilizing big data, machine learning, and AI to analyze market trends and consumer behavior.
- **Customer Segmentation:** Identifying and targeting specific customer segments for more effective marketing and product development.
- **Competitive Intelligence:** Gathering and analyzing information about competitors to inform strategic decisions.
- **Trend Analysis:** Identifying and leveraging emerging trends to stay ahead of the competition.

### Practical Exercise: Advanced Data Analytics for Market Research

**Objective:** Equip trainees with the skills to utilize advanced data analytics tools to understand market trends and consumer behavior.

**Materials Needed:**

- Data analytics software (e.g., Tableau, Google Analytics) [Tableau: [www.tableau.com](http://www.tableau.com), Google Analytics: [analytics.google.com](http://analytics.google.com)]
- Access to relevant datasets [Kaggle Datasets: [www.kaggle.com/datasets](http://www.kaggle.com/datasets)]
- Laptops for participants
- Projector and screen (for demonstrations)
- Flip charts and markers

**Method:** Hands-on Workshop

**Duration:** 3 hours

# II. Extended Training Modules

## Steps:

1. Introduction (15 minutes): Trainer introduces advanced data analytics concepts and tools.
2. Software Demonstration (30 minutes): Trainer demonstrates how to use a data analytics tool (e.g., Tableau) to analyze market data.
3. Group Activity (45 minutes): Participants form groups and are given a dataset to analyze using the software. Each group identifies key trends and patterns.
4. Customer Segmentation Exercise (30 minutes): Groups segment the data to identify specific customer profiles and behaviors.
5. Competitive Intelligence (30 minutes): Trainer guides participants through a competitive analysis exercise using the data.
6. Trend Analysis (30 minutes): Participants use the software to identify emerging trends in the dataset.
7. Presentation (30 minutes): Groups present their findings to the class.
8. Q&A and Feedback (30 minutes): Trainer provides feedback and facilitates a Q&A session.

## II.2 Innovation and Product Development

Innovation is a key driver of entrepreneurial success. This module focuses on strategies for fostering innovation and developing new products that meet market needs. By staying innovative, entrepreneurs can create unique value propositions and maintain a competitive edge.

Topics covered in this module include:

- Innovation Management: Creating a culture of innovation within your organization.
- Design Thinking: Using design thinking methodologies to develop user-centric products.
- Prototyping and Testing: Developing prototypes and conducting user testing to refine product designs.
- Intellectual Property: Protecting your innovations through patents, trademarks, and copyrights.

## II. Extended Training Modules

Practical Exercise: Design Thinking Workshop

Objective: Guide trainees through the process of using design thinking to develop innovative products.

Materials Needed:

- Design thinking templates (e.g., empathy maps, ideation sheets) [IDEO Design Kit: [www.designkit.org](http://www.designkit.org)]
- Prototyping materials (e.g., paper, markers, building blocks)
- User testing feedback forms [Google Forms: [www.google.com/forms](http://www.google.com/forms)]
- Flip charts and markers
- Projector and screen (for presentations)

Method: Hands-on Workshop

Duration: 4 hours

Steps:

- Introduction (15 minutes): Trainer introduces the design thinking process and its importance in product development.
- Empathy Mapping (30 minutes): Participants use empathy maps to understand user needs and pain points.
- Ideation Session (45 minutes): Participants engage in brainstorming sessions to generate innovative product ideas.
- Prototyping (60 minutes): Groups create prototypes of their product ideas using available materials.
- User Testing (45 minutes): Groups conduct mock user testing with peers and gather feedback using feedback forms.
- Iteration (30 minutes): Based on feedback, groups refine their prototypes.
- Presentation (45 minutes): Groups present their prototypes and the design thinking process they followed.
- Q&A and Feedback (30 minutes): Trainer provides feedback and answers questions.

### II.3 Financial Management and Fundraising

Effective financial management is crucial for the sustainability and growth of any business. This module provides advanced knowledge on managing finances, raising capital, and achieving financial stability.

## II. Extended Training Modules

Topics covered in this module include:

- Financial Planning: Developing detailed financial plans and budgets to guide business operations.
- Capital Raising: Exploring different funding options, including venture capital, angel investors, crowdfunding, and grants.
- Financial Analysis: Using financial metrics and ratios to assess business performance and make informed decisions.
- Cash Flow Management: Managing cash flow to ensure liquidity and financial health

Practical Exercise: Developing a Financial Plan

Objective: Guide trainees through the process of creating a comprehensive financial plan for their business.

Materials Needed:

- Financial planning templates [SCORE Financial Projections Template: [www.score.org](http://www.score.org)]
- Budgeting software (e.g., Excel) [Excel Templates from Microsoft: [www.templates.office.com](http://www.templates.office.com)]
- Examples of financial statements [AccountingCoach: [www.accountingcoach.com](http://www.accountingcoach.com)]
- Flip charts and markers
- Projector and screen (for presentations)

Method: Workshop

Duration: 4 hours

Steps:

1. Introduction (15 minutes): Trainer introduces financial planning concepts and the importance of a solid financial plan.
2. Financial Planning Exercise (45 minutes): Participants use templates to draft their financial plans, including income statements, balance sheets, and cash flow statements.
3. Capital Raising Discussion (45 minutes): Trainer discusses various funding options and strategies for securing capital.
4. Financial Analysis Exercise (45 minutes): Participants analyze sample financial statements to identify key metrics and ratios.

## II. Extended Training Modules

5. Cash Flow Management (45 minutes): Trainer demonstrates how to manage cash flow and participants practice using budgeting software.
6. Peer Review (30 minutes): Participants review each other's financial plans and provide feedback.
7. Presentation (30 minutes): Selected participants present their financial plans to the class.
8. Q&A and Feedback (30 minutes): Trainer provides feedback and answers questions.

### II.4 Leadership and Team Building

Strong leadership and effective team building are essential for entrepreneurial success. This module focuses on developing leadership skills and building high-performing teams that can drive business growth.

Topics covered in this module include:

- Leadership Styles: Exploring different leadership styles and their impact on organizational culture and performance.
- Team Dynamics: Understanding team dynamics and fostering a collaborative and productive work environment.
- Conflict Resolution: Managing conflicts within teams and maintaining positive relationships.
- Talent Development: Identifying and nurturing talent within your organization to build a strong team.

Practical Exercise: Leadership and Team Building Workshop

Objective: Enhance trainees' leadership skills and ability to build and manage high-performing teams.

Materials Needed:

- Leadership style assessment tools [MindTools Leadership Styles Quiz: [www.mindtools.com](http://www.mindtools.com)]
- Team building activity materials (e.g., puzzle pieces, building blocks) [Teampedia: [www.teampedia.net](http://www.teampedia.net)]
- Conflict resolution role-play scenarios [Mediate.com Role-Play Exercises: [www.mediate.com](http://www.mediate.com)]

## II. Extended Training Modules

- Talent development templates [Smartsheet Talent Development Plan: [www.smartsheet.com](http://www.smartsheet.com)]
- Flip charts and markers
- Projector and screen (for presentations)

Method: Interactive Workshop

Duration: 4 hours

Steps:

1. Introduction (15 minutes): Trainer introduces leadership concepts and different leadership styles.
2. Leadership Style Assessment (30 minutes): Participants complete a leadership style assessment and discuss results.
3. Team Building Activity (45 minutes): Participants engage in team-building activities to understand team dynamics and collaboration.
4. Conflict Resolution Role-Play (45 minutes): Participants role-play conflict scenarios and practice resolution techniques.
5. Talent Development Discussion (30 minutes): Trainer discusses strategies for identifying and nurturing talent within teams.
6. Group Activity (45 minutes): Participants develop a talent development plan for their teams using provided templates.
7. Presentation (45 minutes): Groups present their talent development plans to the class.
8. Q&A and Feedback (30 minutes): Trainer provides feedback and answers questions.

# III. Extended References and Resources

To further support your entrepreneurial journey, we have added additional references and resources that provide advanced knowledge. These resources offer valuable insights, tools, and platforms to enhance your entrepreneurial skills and support your business growth. Utilize them to stay informed, inspired, and equipped with the latest knowledge and trends in entrepreneurship.

## 1. Advanced Market Research Tools:

- Nielsen: [nielsen.com](https://nielsen.com)
- Statista: [statista.com](https://statista.com)
- Google Analytics: [analytics.google.com](https://analytics.google.com)

## 2. Innovation and Product Development Resources:

- IDEO Design Thinking: [ideo.com](https://ideo.com)
- Product Hunt: [producthunt.com](https://producthunt.com)
- Intellectual Property Office: [ipo.gov.uk](https://ipo.gov.uk)

## 3. Financial Management and Fundraising Platforms:

- Crunchbase: [crunchbase.com](https://crunchbase.com)
- AngelList: [angel.co](https://angel.co)
- Kickstarter: [kickstarter.com](https://kickstarter.com)

## 4. Leadership and Team Building Resources:

- Harvard Business Review: [hbr.org](https://hbr.org)
- Gallup Strengths Center: [gallup.com](https://gallup.com/cliftonstrengths)
- MindTools: [mindtools.com](https://mindtools.com)

*This concludes the expanded "Training Manual for Youth Entrepreneurship."*

*Stay determined, keep innovating, and make a positive impact on the world. Good luck!*